

Scaled data based on original data using
LM-79-08 Approved Method: Electrical and Photometric Measurements of Solid-
State Lighting Products

Test Report Prepared for
Cooper Lighting Solutions
(formerly Eaton)

Brand: McGRAW-EDISON

Report Number: P385491

Luminaire Tested: **GWC-SA1A-735-U-SL3**

Issue Date: 3/3/2020

Test Information

Test Method: LM-79-08
Report Number: P385491
TEST IS SCALED FROM IESNA LM-79-08 TEST DATA (G2-1903-205-22)
Test Lab: INNOVATION CENTER
Issue Date: 3/3/2020
Manufacturer: COOPER LIGHTING SOLUTIONS (FORMERLY EATON)
Product Line: MCGRAW-EDISON
Catalog Number: GWC-SA1A-735-U-SL3
Description: GALLEON WALL LUMINAIRE
(1) 70 CRI, 3500K, 615mA LIGHTSQUARE WITH 16 LEDS AND TYPE III SPILL
LIGHT ELIMINATOR OPTICS
Light Source: -
Ballast/Driver: ELECTRONIC DRIVER

Summary

Lumens per Lamp: N/A
Luminaire Lumens: 4674.4 lumens
Efficiency: N/A
Efficacy: 137.5 lumens/watt
Luminous Opening: Rectangular (W 0.5' x L: 0.5' x H: 0')
IES Classification: Type III - Medium
BUG Rating: B1 - U0 - G2

Input Watts (W): 34
Input Voltage (V): NR
Input Current (A_{in}): NR
Voltage Rise (V): NR
Power Factor: NR
Total Harmonic Distortion (THDi): NR
Frequency (hertz): 60
Stabilization Time: NR
Operation Time: NR
Ambient Temperature (°C): NR
Test Distance: 24 FT

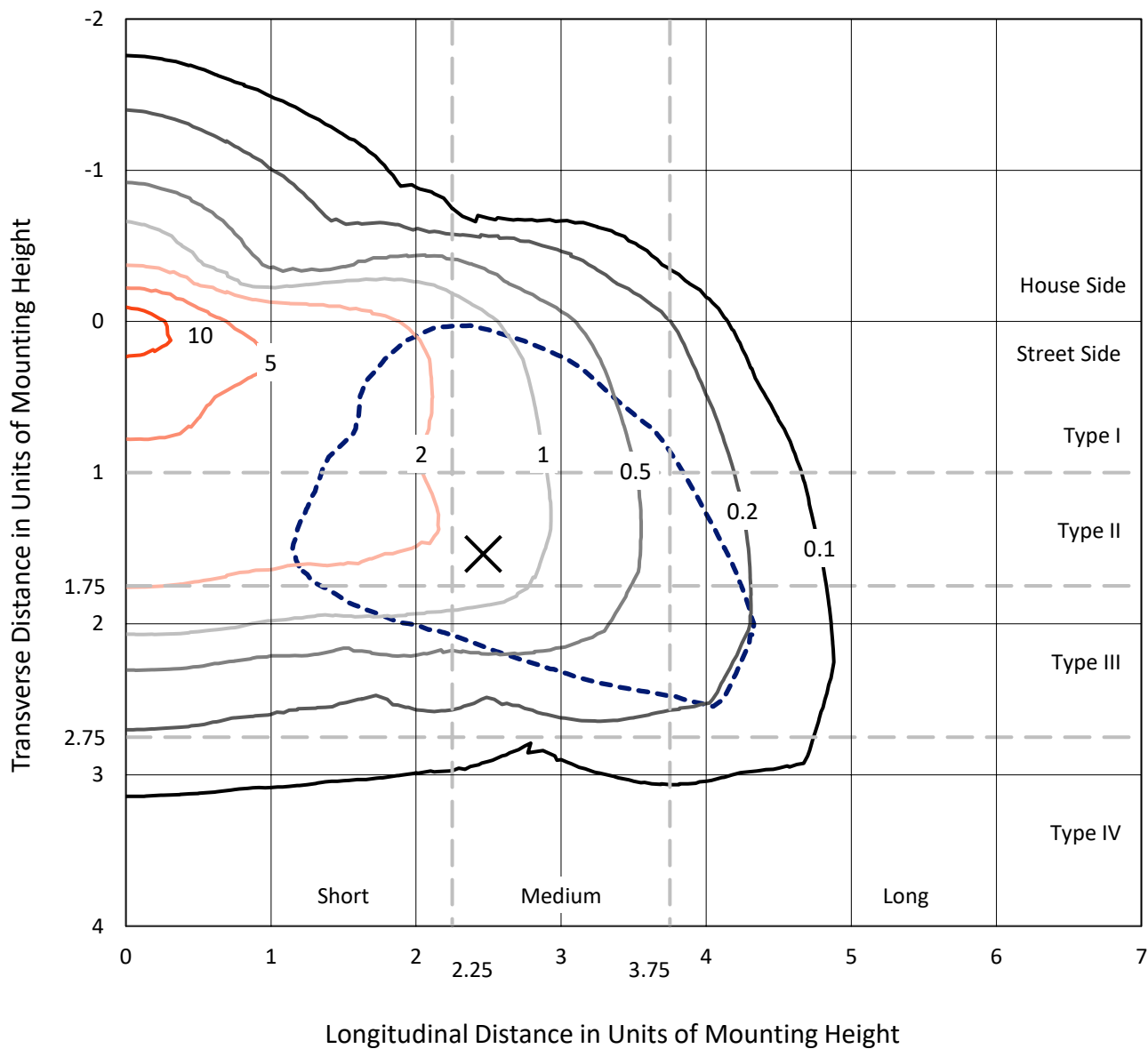


REPORT NUMBER: P385491

CATALOG NUMBER: GWC-SA1A-735-U-SL3

Iso-Footcandle Lines of Horizontal Illumination

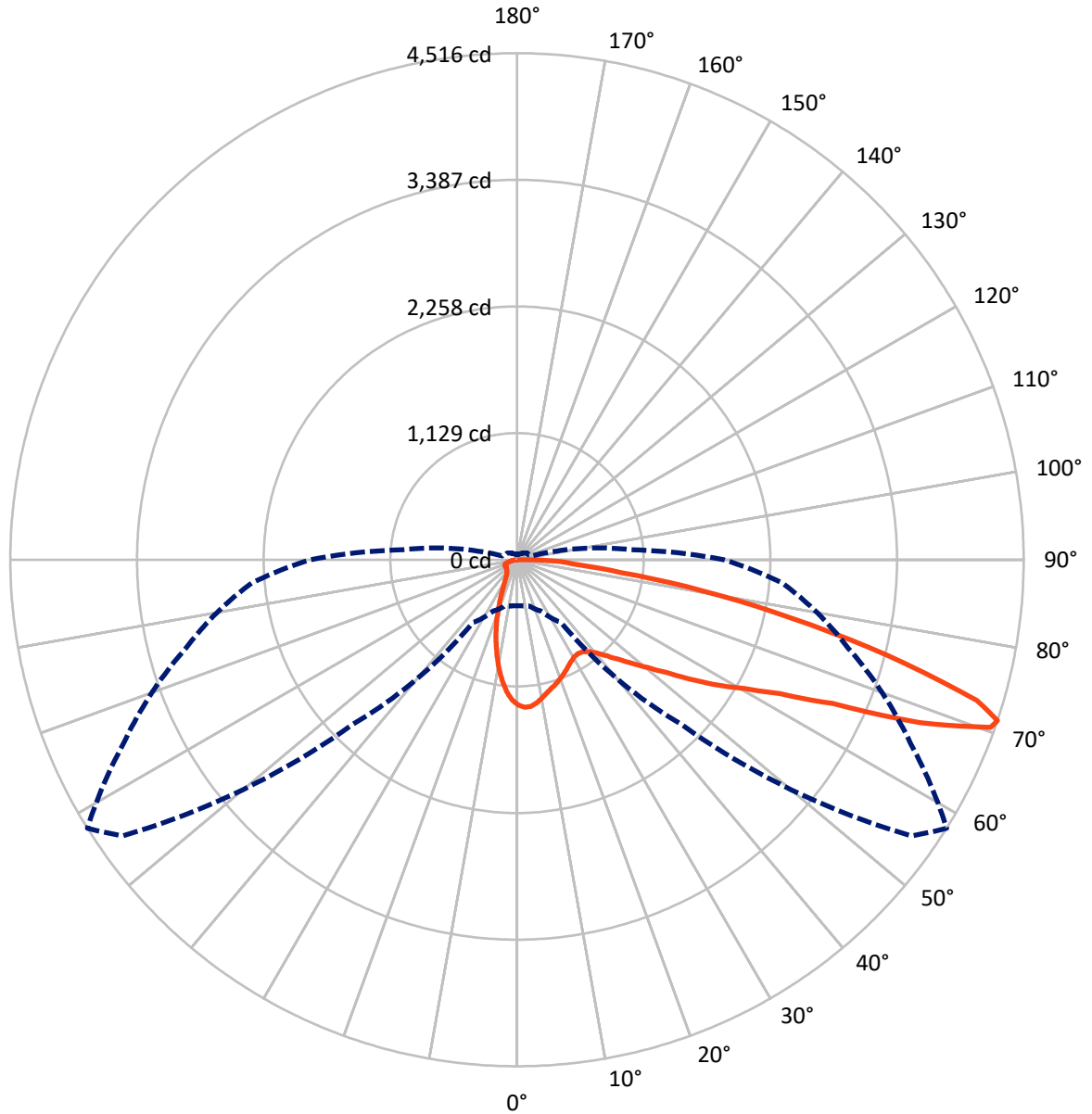
× Max cd
 - - - 1/2 Max cd



Based on 10 foot mounting height. Maximum calculated value = 13 fc
 Type III - Medium - N/A

REPORT NUMBER: P385491
CATALOG NUMBER: GWC-SA1A-735-U-SL3

Luminous Intensity Polar Plot



— Vertical Plane Through 58-Deg Lateral - - - Horizontal Cone Through 71-Deg Vertical

REPORT NUMBER: P385491

CATALOG NUMBER: GWC-SA1A-735-U-SL3

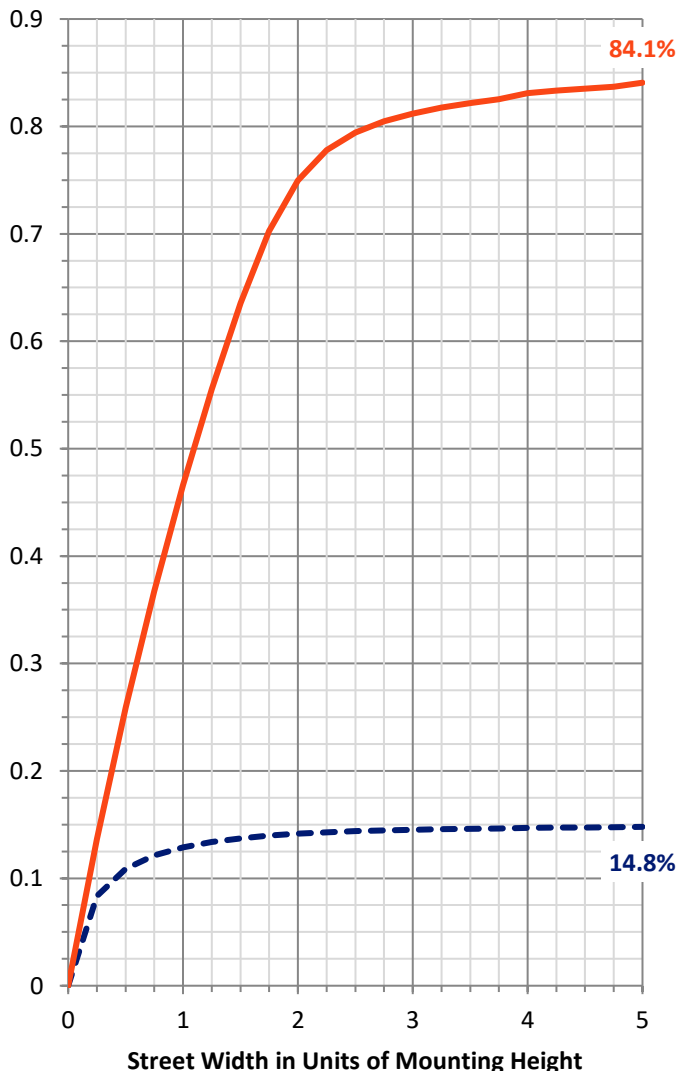
FLUX DISTRIBUTION:

		Downward	Upward	Total
House Side	Lumens	698.9	0.0	698.9
	% Fixture	15.0	0.0	15.0
Street Side	Lumens	3975.6	0.0	3975.6
	% Fixture	85.0	0.0	85.0
Total	Lumens	4674.4	0.0	4674.4
	% Fixture	100.0	0.0	100.0

ZONAL LUMENS:

Zone	Lumens	% Fixture
0°-10°	111.7	2.4
10°-20°	248.4	5.3
20°-30°	315.8	6.8
30°-40°	402.2	8.6
40°-50°	570.3	12.2
50°-60°	882.6	18.9
60°-70°	1201.6	25.7
70°-80°	801.6	17.1
80°-90°	140.1	3.0
90°-100°	0.0	0.0
100°-110°	0.0	0.0
110°-120°	0.0	0.0
120°-130°	0.0	0.0
130°-140°	0.0	0.0
140°-150°	0.0	0.0
150°-160°	0.0	0.0
160°-170°	0.0	0.0
170°-180°	0.0	0.0
0°-90°	4674.4	100.0
0°-180°	4674.4	100.0

Coefficient of Utilization



REPORT NUMBER: P385491

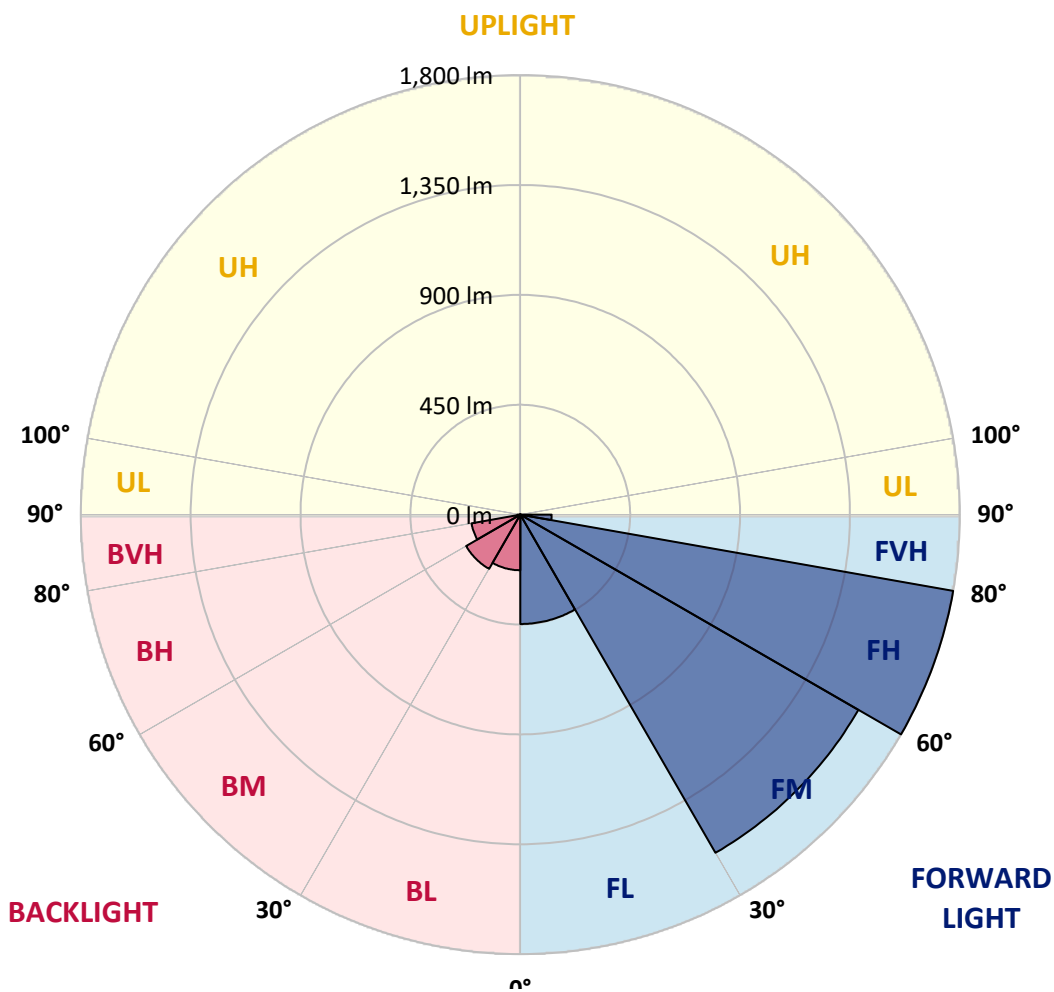
CATALOG NUMBER: GWC-SA1A-735-U-SL3

LUMINAIRE CLASSIFICATION SYSTEM LUMEN TABLE AND BUG RATING:

Zone	Lumens	% Fixture	Zone Rating/Lumen Limit		
			B	U	G
FL (0°-30°)	448.1	9.6			
FM (30°-60°)	1598.9	34.2			
FH (60°-80°)	1800.1	38.5			G2/5000
FVH (80°-90°)	128.5	2.7			G2/225
BL (0°-30°)	227.8	4.9	B1/500		
BM (30°-60°)	256.3	5.5	B1/1000		
BH (60°-80°)	203.1	4.3	B1/500		G1/500
BVH (80°-90°)	11.6	0.2			G1/100
UL (90°-100°)	0.0	0.0		U0/0	
UH (100°-180°)	0.0	0.0		U0/0	

BUG Rating: B1-U0-G2

Type III Medium





REPORT NUMBER: P385491
 CATALOG NUMBER: GWC-SA1A-735-U-SL3

CANDELA DISTRIBUTION (FULL):

	0°	5°	15°	25°	35°	45°	55°	58°	65°	75°	85°
0°	1295.1	1295.1	1295.1	1295.1	1295.1	1295.1	1295.1	1295.1	1295.1	1295.1	1295.1
2.5°	1329.5	1327.7	1328.3	1327.1	1324.0	1320.9	1316.3	1317.1	1310.7	1301.3	1289.6
5°	1304.4	1303.8	1308.7	1311.4	1313.6	1311.9	1310.6	1312.2	1302.9	1289.9	1269.6
7.5°	1251.8	1244.7	1250.8	1260.1	1268.9	1275.6	1284.3	1285.6	1279.6	1266.0	1239.2
10°	1177.1	1170.2	1179.3	1193.9	1211.4	1227.4	1245.2	1248.4	1249.6	1237.2	1204.8
12.5°	1099.6	1094.4	1103.5	1123.8	1153.0	1177.5	1205.9	1210.8	1220.8	1212.6	1172.8
15°	1030.2	1028.3	1039.3	1059.4	1092.9	1130.5	1171.4	1180.3	1197.4	1194.6	1147.9
17.5°	970.3	969.8	978.3	999.2	1036.4	1084.0	1137.0	1152.2	1177.5	1180.8	1127.5
20°	925.7	924.7	930.6	946.1	984.3	1038.2	1099.9	1120.7	1157.3	1168.8	1106.2
22.5°	901.7	901.5	901.7	909.1	940.3	990.5	1063.8	1089.1	1137.7	1159.2	1082.8
25°	897.7	897.2	893.6	892.8	910.6	950.6	1027.9	1056.0	1118.9	1152.4	1060.5
27.5°	908.2	908.9	904.2	896.6	900.1	924.4	996.8	1026.8	1104.0	1151.2	1045.0
30°	930.2	929.9	925.9	917.9	910.8	914.6	974.7	1004.7	1093.8	1156.9	1034.5
32.5°	954.5	956.3	955.5	951.0	940.6	925.7	968.0	997.4	1090.9	1170.6	1029.9
35°	983.6	985.6	991.4	994.9	982.7	958.6	982.3	1007.8	1099.4	1196.3	1037.2
37.5°	1011.4	1016.3	1032.8	1047.3	1036.9	1010.0	1020.5	1038.5	1125.6	1236.8	1056.9
40°	1043.2	1047.6	1074.5	1105.3	1103.6	1075.8	1081.8	1093.8	1171.9	1295.0	1092.6
42.5°	1074.7	1083.5	1122.4	1166.0	1178.6	1154.0	1163.5	1169.9	1237.0	1372.0	1154.8
45°	1116.5	1126.0	1180.0	1232.6	1261.9	1248.1	1263.4	1265.8	1318.9	1476.8	1245.2
47.5°	1179.9	1190.6	1253.6	1308.8	1353.6	1355.1	1380.3	1379.3	1421.1	1596.9	1358.9
50°	1278.5	1294.0	1345.6	1397.3	1451.6	1481.9	1515.6	1510.8	1543.8	1724.6	1490.1
52.5°	1407.8	1415.0	1453.2	1491.3	1558.9	1626.8	1675.1	1670.9	1682.8	1856.1	1638.9
55°	1541.8	1547.2	1563.0	1583.8	1674.7	1785.4	1887.6	1880.9	1850.9	1992.5	1785.9
57.5°	1662.3	1673.2	1684.1	1692.8	1791.2	1951.1	2105.0	2105.6	2033.2	2139.8	1937.8
60°	1681.0	1690.6	1762.8	1830.8	1990.8	2172.3	2337.7	2332.8	2221.9	2299.4	2107.2
62.5°	1485.9	1507.6	1628.1	1809.2	2182.9	2576.8	2634.5	2628.5	2447.6	2496.3	2304.3
65°	1064.9	1089.5	1234.9	1507.0	2089.7	3022.4	3170.3	3089.2	2755.3	2738.4	2535.2
67.5°	614.4	620.2	683.2	901.7	1591.1	3045.7	3987.4	3874.0	3233.3	3013.1	2648.2
70°	454.3	454.1	469.1	554.9	861.0	2485.7	4376.2	4477.9	3736.4	3103.5	2488.5
71°	410.8	411.3	428.1	505.1	681.9	2080.6	4293.6	4516.3	3868.9	3058.9	2372.9
72.5°	351.4	353.0	376.3	453.0	573.6	1434.8	3937.9	4285.8	3931.8	2948.8	2192.0
75°	266.5	270.3	302.6	381.9	524.3	727.7	2890.1	3422.3	3492.8	2601.9	1628.7
77.5°	190.2	194.5	230.9	321.1	498.4	548.4	1935.5	2496.3	2570.4	1667.5	734.7
80°	120.1	125.2	152.7	255.5	468.3	520.7	1216.3	1677.9	1401.6	533.6	186.9
82.5°	70.5	74.4	94.8	166.9	382.5	501.5	715.6	930.1	545.5	161.2	85.0
85°	40.9	42.6	59.1	106.3	277.8	473.4	525.8	519.9	236.7	78.8	40.2
87.5°	19.1	21.1	35.0	55.5	154.2	343.1	415.5	359.0	147.2	36.9	18.9
90°	0.0	0.0	0.0	0.0	0.0	0.0	0.0	0.0	0.0	0.0	0.0



REPORT NUMBER: P385491
 CATALOG NUMBER: GWC-SA1A-735-U-SL3

CANDELA DISTRIBUTION (continued):

	90°	95°	105°	115°	125°	135°	145°	155°	165°	175°	180°
0°	1295.1	1295.1	1295.1	1295.1	1295.1	1295.1	1295.1	1295.1	1295.1	1295.1	1295.1
2.5°	1283.9	1281.1	1269.6	1259.4	1248.5	1234.6	1219.1	1217.2	1207.7	1209.5	1206.2
5°	1258.5	1251.5	1223.7	1198.4	1168.6	1141.9	1112.9	1099.6	1080.4	1079.1	1074.2
7.5°	1222.2	1209.2	1166.0	1118.2	1070.3	1024.7	979.6	949.9	919.7	906.8	905.7
10°	1181.3	1159.2	1095.7	1024.9	955.8	889.2	824.7	777.0	734.0	713.7	712.8
12.5°	1142.6	1109.8	1022.7	926.3	831.9	745.6	657.2	594.4	540.6	522.5	514.9
15°	1109.7	1063.6	951.7	828.5	713.8	594.0	493.4	427.4	377.6	360.4	357.1
17.5°	1077.8	1018.5	878.9	729.6	591.1	459.4	358.6	309.5	283.0	276.0	275.8
20°	1046.0	972.1	802.9	628.5	472.3	343.5	275.7	253.7	244.7	244.0	242.6
22.5°	1010.0	922.9	723.0	527.1	368.6	270.2	234.3	225.5	224.4	227.3	227.3
25°	976.3	874.0	641.9	427.7	286.7	225.4	209.2	207.4	210.5	215.8	216.2
27.5°	944.8	827.0	562.7	339.5	229.8	198.5	191.8	193.9	199.4	205.4	205.6
30°	919.0	782.5	485.9	267.5	194.1	178.5	177.4	181.6	187.6	192.3	193.4
32.5°	899.0	744.6	411.6	215.1	170.8	163.5	164.5	168.1	171.8	174.4	176.1
35°	889.7	712.1	343.1	181.4	156.0	151.9	153.2	155.2	156.8	158.8	160.3
37.5°	891.3	686.8	281.8	160.4	146.1	143.9	143.9	143.9	143.9	144.9	145.0
40°	906.4	672.3	232.0	147.0	139.4	137.1	135.3	133.7	132.4	133.0	132.7
42.5°	945.2	671.0	195.6	138.6	134.1	130.3	126.7	124.4	122.8	123.4	123.7
45°	1011.0	687.3	171.0	132.5	129.0	123.2	118.7	116.3	115.1	117.2	117.5
47.5°	1096.2	722.8	156.0	128.1	124.3	116.8	111.9	109.6	109.9	113.0	113.9
50°	1205.9	780.4	148.8	125.4	121.0	111.2	106.2	104.2	105.2	109.6	110.6
52.5°	1326.4	863.5	149.6	124.6	118.8	107.2	101.7	99.5	101.1	105.2	106.0
55°	1465.5	963.3	163.2	125.7	115.7	104.6	98.2	94.3	95.5	99.3	100.0
57.5°	1620.0	1077.6	190.3	125.4	111.9	102.1	94.4	88.6	89.5	91.9	92.5
60°	1780.8	1215.7	232.5	126.3	110.1	99.2	89.4	82.1	81.7	83.7	84.0
62.5°	1973.9	1375.4	280.7	127.0	111.2	95.4	82.8	75.5	74.6	75.1	75.4
65°	2172.9	1491.0	262.7	124.4	114.8	92.3	76.8	69.2	67.4	67.1	67.3
67.5°	2179.1	1367.1	184.1	119.2	116.3	90.7	72.4	63.8	60.9	59.7	59.6
70°	1954.2	1110.6	143.4	113.7	110.4	88.1	68.4	59.5	55.0	53.3	53.1
71°	1844.5	1022.4	135.9	110.8	106.0	85.5	66.6	57.5	52.9	51.0	50.6
72.5°	1672.4	916.6	126.8	106.5	97.5	78.8	63.2	54.7	50.0	47.7	47.3
75°	1200.2	599.3	109.0	95.0	80.8	62.8	55.3	49.1	45.1	42.4	42.0
77.5°	462.5	238.5	82.4	79.0	61.9	49.1	45.6	42.5	39.5	36.8	36.6
80°	143.0	106.6	60.1	59.5	44.8	36.6	35.5	34.7	33.5	30.6	30.0
82.5°	76.4	61.2	41.3	38.4	29.3	24.4	25.7	26.0	26.2	23.1	22.8
85°	36.4	32.4	23.3	21.8	17.1	13.7	15.8	17.1	17.3	14.2	13.2
87.5°	17.4	16.9	10.9	8.3	6.4	4.6	5.5	6.9	7.5	5.4	4.7
90°	0.0	0.0	0.0	0.0	0.0	0.0	0.0	0.0	0.0	0.0	0.0

Signify Classified - Internal
Cooper Lighting Solutions Photometric Lab
1121 Highway 74 South
Peachtree City, GA 30269

Scaled Data Report



Report Generated By 670245982

Signify Classified - Internal
Cooper Lighting Solutions Photometric Lab
1121 Highway 74 South
Peachtree City, GA 30269

Scaled Data Report



Signify Classified - Internal
Cooper Lighting Solutions Photometric Lab
1121 Highway 74 South
Peachtree City, GA 30269

Scaled Data Report



Signify Classified - Internal
Cooper Lighting Solutions Photometric Lab
1121 Highway 74 South
Peachtree City, GA 30269

Scaled Data Report



Signify Classified - Internal
Cooper Lighting Solutions Photometric Lab
1121 Highway 74 South
Peachtree City, GA 30269

Scaled Data Report



--- HS — SS

Signify Classified - Internal
Cooper Lighting Solutions Photometric Lab
1121 Highway 74 South
Peachtree City, GA 30269

Scaled Data Report



u

Signify Classified - Internal
Cooper Lighting Solutions Photometric Lab
1121 Highway 74 South
Peachtree City, GA 30269

Scaled Data Report



Signify Classified - Internal
Cooper Lighting Solutions Photometric Lab
1121 Highway 74 South
Peachtree City, GA 30269

Scaled Data Report



(END OF REPORT)